



PAPER

Phase sensitive amplification enabled by coherent population trapping

OPEN ACCESS

RECEIVED

14 June 2018

REVISED

2 August 2018

ACCEPTED FOR PUBLICATION

20 August 2018

PUBLISHED

30 August 2018

Original content from this work may be used under the terms of the [Creative Commons Attribution 3.0 licence](#).

Any further distribution of this work must maintain attribution to the author(s) and the title of the work, journal citation and DOI.

P Neveu¹, C Banerjee¹, J Lugani^{1,2}, F Bretenaker^{1,3}, E Brion¹ and F Goldfarb^{1,4}¹ Laboratoire Aimé Cotton, Université Paris-Sud, ENS Paris-Saclay, CNRS, Université Paris-Saclay, F-91405 Orsay, France² Present address: Clarendon Laboratory, University of Oxford, Parks Road, Oxford OX1 3PU, United Kingdom³ Light and Matter Physics Group, Raman Research Institute, Bangalore 560080, India⁴ Author to whom any correspondence should be addressed.E-mail: fabienne.goldfarb@u-psud.fr**Keywords:** four-wave mixing, coherent population trapping, two-mode squeezing, phase sensitive amplification

Abstract

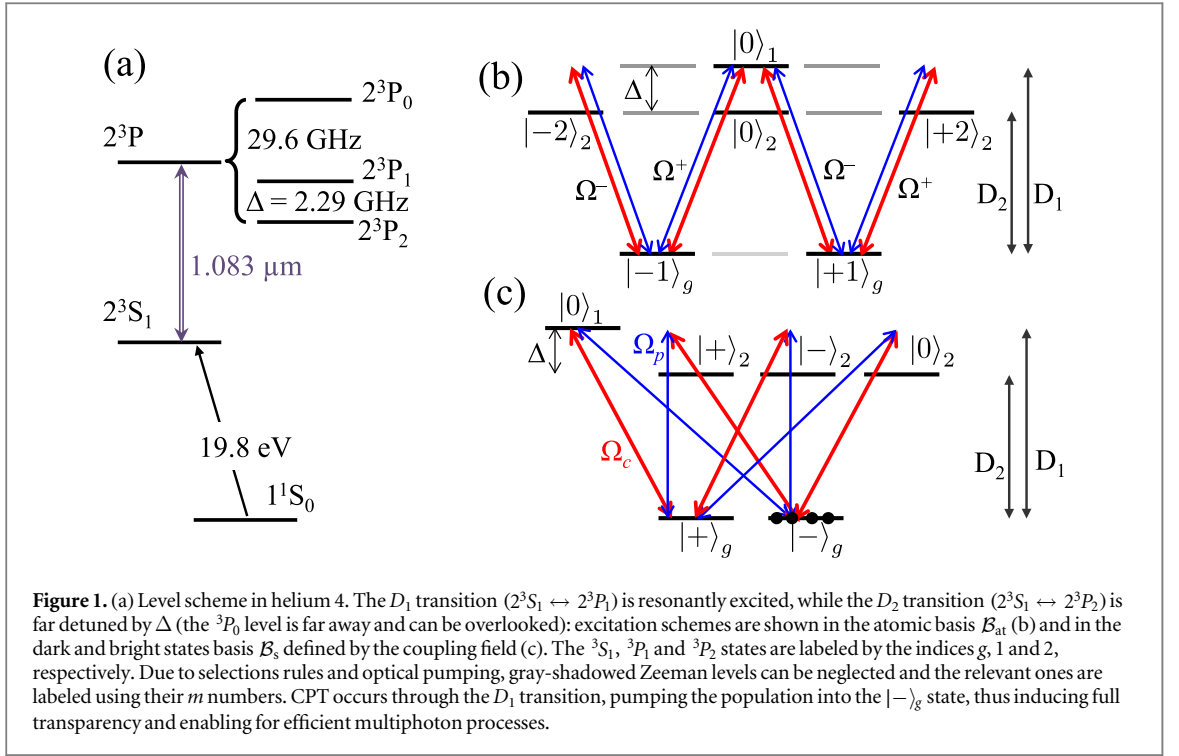
We isolate a novel four-wave mixing process, enabled by coherent population trapping (CPT), leading to efficient phase sensitive amplification. This process is permitted by the exploitation of two transitions starting from the same twofold degenerate ground state. One of the transitions is used for CPT, defining bright and dark states from which ultra intense four-wave mixing is obtained via the other transition. This leads to the measurement of a strong phase sensitive gain even for low optical densities and out-of-resonance excitation. The enhancement of four-wave mixing is interpreted in the framework of the dark-state polariton formalism.

1. Introduction

Optical parametric amplification processes have been widely studied for their unique noise properties and their many possible applications in metrology [1], imaging [2] and telecommunications [3]. They have thus been implemented in different media such as nonlinear crystals and waveguides [4] through three-wave mixing ($\chi^{(2)}$ process) or fibers [5] through four-wave mixing ($\chi^{(3)}$ process) (FWM): one or two strong driving pump field(s) play the role of a reservoir of photons for a signal and an idler fields. Depending on the relative phase between these fields, photons can be transferred from the pump(s) to the signal and idler fields or conversely. Such noiseless phase sensitive amplification (PSA) processes allow for the amplification of a coherent state of light into another minimum uncertainty state, keeping the product of the field quadratures variances constant [6]. This is associated with the generation of squeezed states of light, which are of interest for quantum optics, atomic memories, entanglement swapping, and quantum information processing protocols [7]. Very large quantum noise reductions up to 15 dB have been achieved using crystals [8], but down-converted photons are spectrally mismatched with atomic systems used for quantum memories and PSA achieved directly through FWM in atomic systems like alkali vapors is a subject of active interest [9–11].

In atomic systems, FWM efficiency can be boosted up using coherent population trapping (CPT) [12]. This two-photon process arises in a Λ -system and suppresses the absorption of a light field even at optical resonance by optically pumping the population into a dark state, which is a coherent superposition of two states. Consequently, this linear absorption suppression makes multiphoton processes such as $\chi^{(3)}$ processes predominant. Theoretical proposals based on CPT enhancement of FWM were put forward in double- Λ systems [13] and experimental implementations were also reported in rubidium [14, 15], sodium [16], and cesium [17].

However, because of their hyperfine structure, alkali atoms do not offer convenient closed Λ -systems. In this paper, following the experimental results of [18], we exploit the simple level structure of metastable helium 4: because of selection rules, the D_1 transition constitutes a well defined closed lambda system, allowing for a strong CPT effect to occur. Two other transitions share the same ground states, which can then be fully exploited to have multiphoton nonlinear processes explicitly addressing the dark and bright states. Therefore, we expect this atom to exhibit a strong nonlinear third-order susceptibility while being free from absorption. We moreover



develop an analytic treatment to extract the properties of the amplification process, and show that it has the properties of a perfect squeezer [19].

2. Experiment and modeling

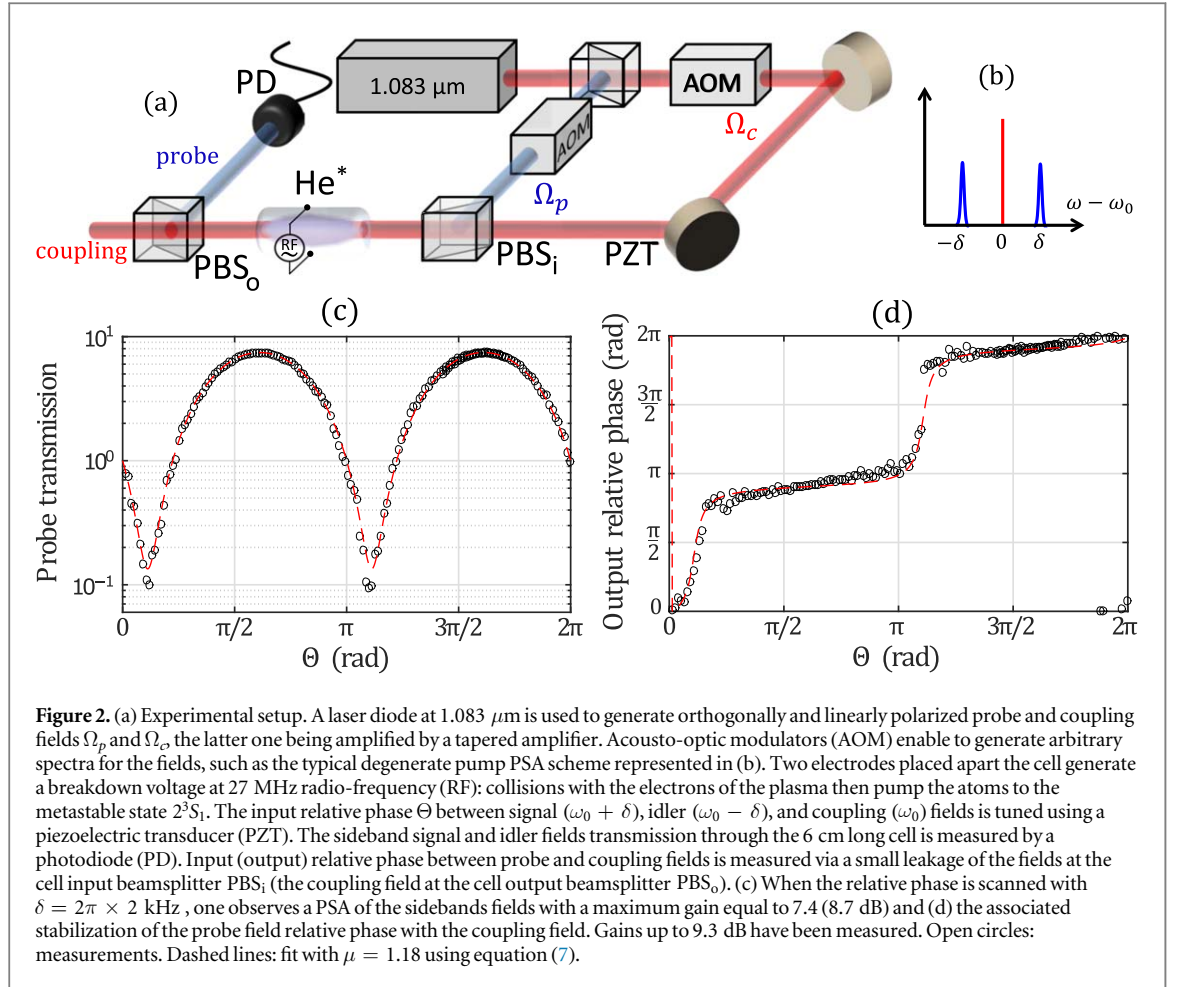
The relevant level structure of helium is shown in figure 1(a): the long lived 2^3S_1 metastable state is populated using a radio-frequency discharge, and optically coupled to the 2^3P fine states at wavelengths close to $1.083 \mu\text{m}$. The upper level 3P_0 is separated from the 3P_1 states by more than 20 times the Doppler broadening $W \simeq 2\pi \times 0.9 \text{ GHz}$ and can thus be overlooked. The decay rate Γ of the optical coherence at room temperature in the 1 Torr helium cell is about $2\pi \times 23 \text{ MHz}$, but following [20, 21], its value is replaced by the Doppler width W in the simulations performed below.

The experimental set-up is schemed in figure 2(a). The $2^3S_1 \leftrightarrow 2^3P_1$ (D_1) helium transition is resonantly excited by a strong 200 W cm^{-2} coupling field and a weak 0.50 W cm^{-2} probe field, of respective Rabi frequencies Ω_c and Ω_p , with $|\Omega_p| \ll |\Omega_c|$. The coupling and probe fields are orthogonally and linearly polarized so that the Rabi frequencies involved in the circularly polarized light basis σ^\pm are:

$$\Omega^\pm = \frac{1}{\sqrt{2}}(\Omega_c \pm i\Omega_p). \quad (1)$$

In PSA configuration, the probe field contains two frequencies, separated by $\pm\delta$ from the coupling field frequency (see figure 2(b)), and called signal and idler. A typical probe transmission experimental measurement in PSA configuration is reproduced in figure 2(c): a maximum gain equal to 9.3 dB is observed for the probe field.

As the transition $2^3S_1(m=0) \leftrightarrow 2^3P_1(m=0)$ is forbidden, the resonant interaction with the fields leads to a Λ -type level scheme for the D_1 transition (see figure 1(b)), where the 3S_1 , 3P_1 and 3P_2 states are labeled by the indices g , 1 and 2, respectively. Because the linearly polarized excitation of this Λ -system leads to a strong CPT effect, which suppresses the D_1 transition linear absorption, one needs to take into account the nearest transition to find the most efficient multiphoton processes [12]. The Zeeman sublevels involved in the different processes are labeled by their m magnetic quantum numbers: $|\pm 1\rangle_g = |2^3S_1, m = \pm 1\rangle$ and $|0\rangle_1 = |2^3P_1, m = 0\rangle$ are the relevant ground and excited states of the D_1 transition, while $|\pm 2\rangle_2 = |2^3P_2, m = \pm 2\rangle$ and $|0\rangle_2 = |2^3P_2, m = 0\rangle$ are coupled to the ground states $|\pm 1\rangle_g$ by the D_2 transition. The population of the $|2^3S_1, m = 0\rangle$ state through the far-detuned $2^3S_1 \leftrightarrow 2^3P_2$ (D_2) transition can be neglected ($\Delta/2\pi = 2.29 \text{ GHz}$), and therefore the $|2^3P_2, m = \pm 1\rangle$ states are also not relevant. In the rotating wave approximation, the interaction Hamiltonian H in the atomic basis $\mathcal{B}_{\text{at}} = \{|0\rangle_1, |-\rangle_g, |+\rangle_g, |0\rangle_2, |-\rangle_2, |+\rangle_2\}$, is given by:



$$\begin{pmatrix} 0 & \Omega^+ & \Omega^- & 0 & 0 & 0 \\ \Omega^{+*} & 0 & 0 & -\frac{\Omega^{+*}}{\sqrt{3}} & \sqrt{2}\Omega^{-*} & 0 \\ \Omega^{-*} & 0 & 0 & \frac{\Omega^{-*}}{\sqrt{3}} & 0 & -\sqrt{2}\Omega^{+*} \\ 0 & -\frac{\Omega^+}{\sqrt{3}} & \frac{\Omega^-}{\sqrt{3}} & \Delta & 0 & 0 \\ 0 & \sqrt{2}\Omega^- & 0 & 0 & \Delta & 0 \\ 0 & 0 & -\sqrt{2}\Omega^+ & 0 & 0 & \Delta \end{pmatrix}, \quad (2)$$

where the numerical factors originate from the Clebsch–Gordan coefficients.

One can then derive the evolution of the density matrix ρ via optical Bloch equations:

$$i\hbar \partial_t \rho = [H, \rho] + \mathcal{L}(\rho), \quad (3)$$

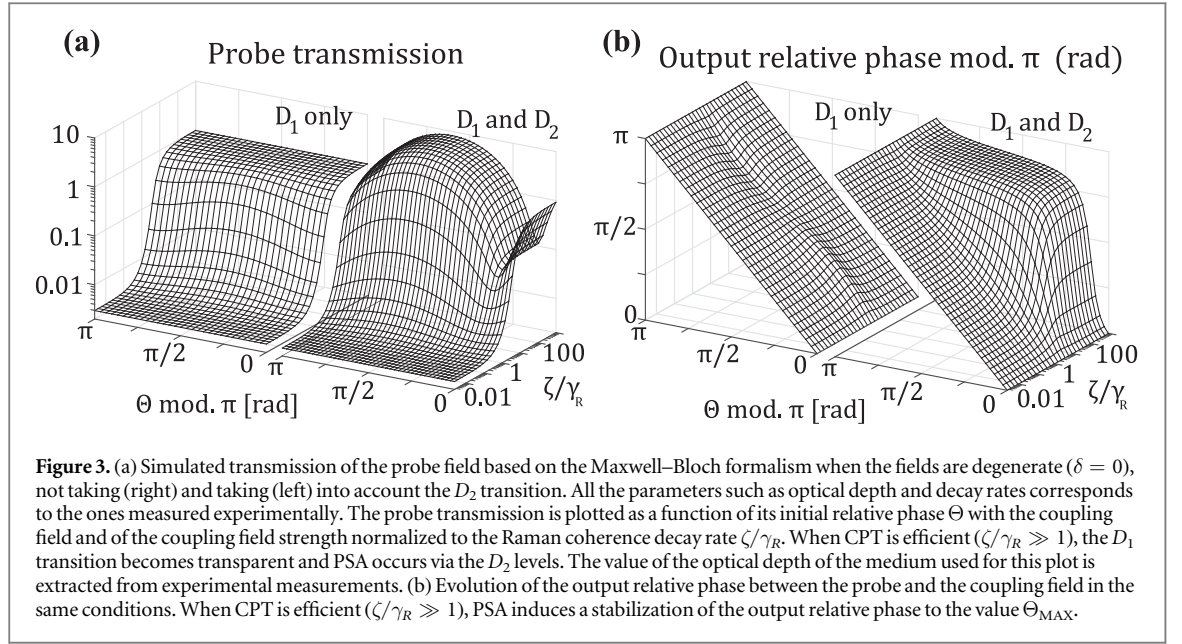
where \mathcal{L} stands for the non Hermitian dynamics caused by spontaneous emission and extra optical coherence decay, of rates Γ_0 and Γ , respectively. The fields along z then propagate according to Maxwell's equations in the slowly varying envelope approximation:

$$(c\partial_z + \partial_t)\Omega^\pm = ic\eta \left(\pm \frac{1}{\sqrt{3}}\rho_{0_2 \mp 1_g} \pm \sqrt{2}\rho_{\pm 2 \pm 1_g} - \rho_{0_1 \mp 1_g} \right), \quad (4)$$

where η is the atom-field coupling coefficient, $\rho_{ij} = \text{Tr}[\rho|i\rangle\langle j|]$, and numerical factors are given by Clebsch–Gordan coefficients.

3. Results

Figure 3(a) shows the result of the numerical simulations of the probe field intensity transmission coefficient in the degenerate case ($\delta = 0$), as a function of its relative phase Θ with respect to the coupling field and the power-broadening factor $\zeta = \Omega_c^2/\Gamma$ of the coupling field normalized to the Raman coherence decay rate γ_R between



the levels $|\pm 1\rangle_g$. For clarity, we compare a numerical simulation where the D_1 transition is considered alone (right panel) with another where the D_1 and the D_2 transitions are both considered (left panel). In both cases, CPT occurs when the coupling field strength overcomes the Raman coherence decay rate γ_R . Below this threshold (i.e., for $\zeta/\gamma_R \ll 1$), the resonant absorption by the D_1 transition forbids any multiphoton process. Above this threshold, (i.e., for $\zeta/\gamma_R \gg 1$), CPT becomes efficient: PSA then occurs with a gain as large as 8.5 for an optical depth of 4.5 only when the D_2 line is taken into account while, whatever the phase is, the probe transmission remains 1 for large values of ζ when the D_2 transition is overlooked. Moreover, figure 3(b) shows the evolution of the output relative phase in the same conditions. In the regime where CPT does not exist ($\zeta/\gamma_R \ll 1$), the phase is unchanged through propagation. However, when CPT exists ($\zeta/\gamma_R \gg 1$) the output relative phase is stabilized to the specific value Θ_{MAX} , as experimentally observed in figure 2(d). These simulations are computed with decay rates parameters which correspond to experimental measurements.

Let us now focus on the degenerate case $\delta = 0$ and assume $\zeta \gg \gamma_R$. In the steady state regime, restricting equation (4) for Ω_c and Ω_p to the leading order terms in Ω_p/Ω_c leads to:

$$\partial_z \Omega_c = \frac{4i\eta}{3\Delta} \Omega_c + \mathcal{O}\left(\frac{\Gamma, \zeta}{\Delta}\right), \quad (5)$$

$$\partial_z \Omega_p = \frac{4i\eta}{3\Delta} \frac{2\Omega_p \Omega_c^* - \Omega_c \Omega_p^*}{\Omega_c^*} + \mathcal{O}\left(\frac{\Gamma, \zeta}{\Delta}\right), \quad (6)$$

where the terms $\mathcal{O}(\Gamma, \zeta/\Delta)$ contain multiphoton processes involving several times the D_2 far-detuned transition.

Equation (5) yields $\Omega_c(L) = \Omega_c(0) \exp(i\mu)$ where $\mu = \frac{4\eta}{3\Delta} L$ and L is the length of the atomic medium: the coupling field experiences a phase shift along its propagation because of the far-detuned D_2 transition. Here, the coupling field depletion by the probe field is neglected due to the first order approximation in Ω_p/Ω_c . This expression can then be used to solve equation (6), leading to:

$$\begin{pmatrix} \Omega_p(L) \\ \Omega_p^*(L) \end{pmatrix} = \begin{pmatrix} (1 + i\mu)e^{i\mu} & i\mu e^{i\mu} \\ -i\mu e^{-i\mu} & (1 - i\mu)e^{-i\mu} \end{pmatrix} \begin{pmatrix} \Omega_p(0) \\ \Omega_p^*(0) \end{pmatrix}, \quad (7)$$

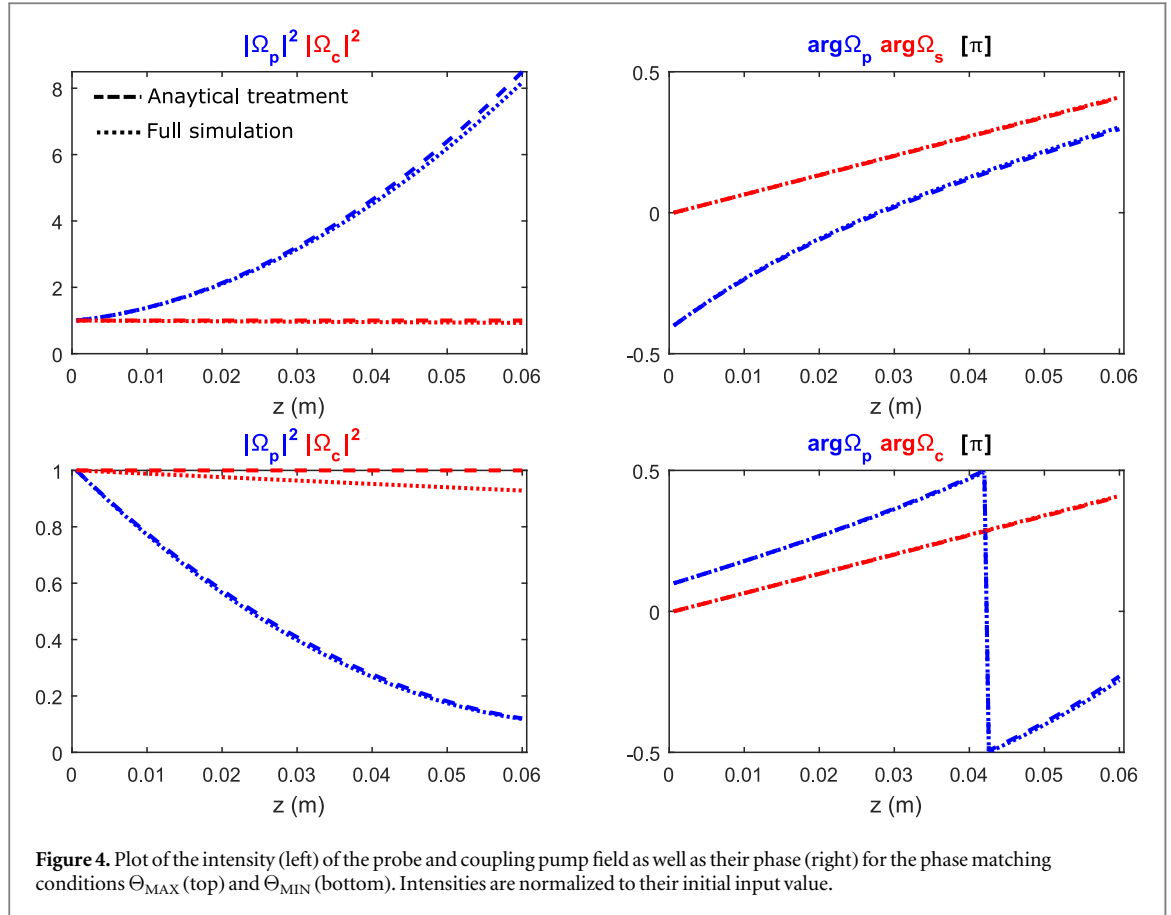
where one recognizes a typical PSA transfer matrix belonging to the symplectic group [19]. It provides a gain $G(\Theta) \equiv |\Omega_p(L, \Theta)/\Omega_p(0)|^2$ of maximum and minimum values G_{MAX} and G_{MIN} :

$$G_{\text{MAX}} = 1 + 2\mu(\mu + \sqrt{1 + \mu^2}) = 1/G_{\text{MIN}}, \quad (8)$$

where the values Θ_{MAX} and Θ_{MIN} of the initial relative phase Θ between the fields are given by:

$$\Theta_{\text{MAX}} = \frac{1}{2} \arctan\left(\frac{1}{\mu}\right) = \frac{\pi}{2} + \Theta_{\text{MIN}} \quad [\pi]. \quad (9)$$

At the quantum level, the properties of such a non-unitary transfer matrix ensure that no extra noise is added during the amplification process, leading to squeezed state generation.



The validity of our model to describe the experimental results is shown on figures 2(c) and (d). The broken lines fit the experimental data with gain and output phase transfer functions that are derived from equation (7). Finally, we investigate the validity of our approximation framework by comparing the analytical results with the full simulation of the Maxwell–Bloch formalism. Figure 4 displays the intensities and phases of the probe and coupling fields during propagation, for an initial relative phase Θ_{MAX} (Θ_{MIN}) corresponding to a maximal gain G_{MAX} (minimal gain G_{MIN}). Despite an excellent agreement, a small discrepancy is noticeable in particular on the coupling field intensity. Indeed, some residual D_2 absorption occurs, which is not taken into account in the analytical treatment.

Contrary to usual far off-resonance FWM schemes, the gain scales here as $1/\Delta$. Moreover, contrary to the usual PSA behavior, the maximum reachable gain G_{MAX} does not explicitly depend on the coupling field intensity but only on μ , which is proportional to the optical depth of the medium. Indeed, as shown in figure 3, this process is possible only when the atoms are pumped into the dark state, which occurs when $\zeta \gg \gamma_R$ and does not result from any strong saturation effect.

4. Discussion

To understand the underlying mechanism, it is interesting to switch to the CPT dark ($|-\rangle_g$) and bright ($|+\rangle_g$) state basis defined by the coupling field, which assigns different transitions to the coupling and probe fields [22]:

$$|\pm\rangle_g = \frac{|+1\rangle_g \pm |-1\rangle_g}{\sqrt{2}}. \quad (10)$$

When the Zeeman sublevels are degenerate, the coupling (probe) field couples the $|+\rangle_g$ ($|-\rangle_g$) state to the $|0\rangle_e$ state. Optical pumping in the $|-\rangle_g$ state suppresses the linear absorption by the D_1 transition, which then constitutes a highly efficient multiphoton channel [12] and allows for efficient nonlinearities with a far-detuned transition, such as the D_2 one.

Following the same idea, the D_2 transitions shared by the coupling and probe fields can be decoupled if we use superpositions of the D_2 line upper levels:

$$|\pm\rangle_2 = \frac{|+2\rangle_2 \pm |-2\rangle_2}{\sqrt{2}}. \quad (11)$$

Figure 1(c) shows the relevant transitions in the basis $\mathcal{B}_s = \{|0\rangle_1, |-\rangle_g, |+\rangle_g, |0\rangle_2, |-\rangle_2, |+\rangle_2\}$. As soon as the population is trapped into the dark state $|-\rangle_g$, we expect that only the processes involving the D_2 transition once and the D_1 transition once would play a significant role, namely:

$$\begin{aligned} \text{FWM via } |\pm 2\rangle_2: & |-\rangle_g \xrightarrow{\Omega_c} |+\rangle_2 \xrightarrow{\Omega_p^*} |+\rangle_g \xrightarrow{\Omega_c} |0\rangle_1 \xrightarrow{\Omega_p^*} |-\rangle_g, \\ \text{FWM via } |0\rangle_2: & |-\rangle_g \xrightarrow{\Omega_c} |0\rangle_2 \xrightarrow{\Omega_p^*} |+\rangle_g \xrightarrow{\Omega_c} |0\rangle_1 \xrightarrow{\Omega_p^*} |-\rangle_g. \end{aligned} \quad (12)$$

FWM processes involving the D_2 transition twice have been neglected: they are much less efficient than the two processes cited above, which exploit the full transparency of the resonant D_1 transition. These two processes, enabled by CPT, correspond to the transfer matrix of equation (7) and lead to the high PSA experimentally observed in [18] and in figure 1(c).

As predicted by figure 3, the fact that the dominant FWM processes start from the dark state $|-\rangle_g$ implies that the D_1 line absorption destroys any multiphoton process when the coupling field is too weak: due to insufficient CPT, the population is incoherently shared between the ground states.

Let us now consider the more general case of a probe field with a finite initial spectrum $\Omega_p(z=0, \nu)$. The frequency $\nu = \omega - \omega_0$ is defined with respect to the monochromatic coupling field. Assuming that the probe spectrum fits within the D_1 transition linewidth, i.e. $\nu \ll \Gamma \ll \Delta$, the propagation equation for $\Omega_p(z, \nu)$ is:

$$\left(\partial_z + i\frac{\nu}{\beta}\right)\Omega_p = \frac{4i\eta}{3\Delta} \frac{2\Omega_p\Omega_c^* - \Omega_p^*\Omega_c}{\Omega_c^*} f^2(\nu/\zeta) + \mathcal{O}\left(\frac{\Omega_{c,p}, \Gamma, \zeta}{\Delta}\right), \quad (13)$$

where

$$\beta = \frac{c}{1 + \frac{2\eta c}{|\Omega_c|^2} f(\nu/\zeta)} \quad \text{and} \quad f(x) = \frac{1}{1 - ix}. \quad (14)$$

Equations (13) and (6) have the same right-hand side, provided the signal spectrum fits within the saturation-broadened CPT linewidth, i.e. $\nu \ll \zeta$. Furthermore, $f(\nu/\zeta) \simeq 1$ in this regime, and one can extract the probe field group velocity $v_g = c/(1 + 2\eta c/|\Omega_c|^2)$. One recognizes the usual slow-light behavior due to the strong dispersion created by the CPT narrow transparency window [23].

Up to a redefinition of its phase, the probe field and its complex conjugate play a symmetric role in the propagation equation (see appendix A), indicating that a signal detuned from the coupling field requires an idler input with a symmetric spectrum with respect to the coupling field frequency. For example, Ω_p can be the superposition of a signal and an idler fields peaked at $\pm\delta$ as represented in figure 2(b):

$$\Omega_p(0, \nu) = \mathcal{E}_p(0)[\delta_D(\nu - \delta) + \delta_D(\nu + \delta)], \quad (15)$$

where δ_D is the Dirac distribution. The FWM process involves the stimulated emission of one idler and one signal photons, and the transfer matrix of the total signal and idler fields is thus symplectic like in the degenerate configuration.

When the probe spectrum fits within the CPT bandwidth, the dark state polariton (DSP) \mathcal{P} can be introduced [24]

$$\mathcal{P} = \cos(\alpha)e^{-\frac{4i\eta c}{3\Delta}\Omega_p} - \sqrt{2\eta c} i \sin(\alpha)\rho_{-g+g}, \quad (16)$$

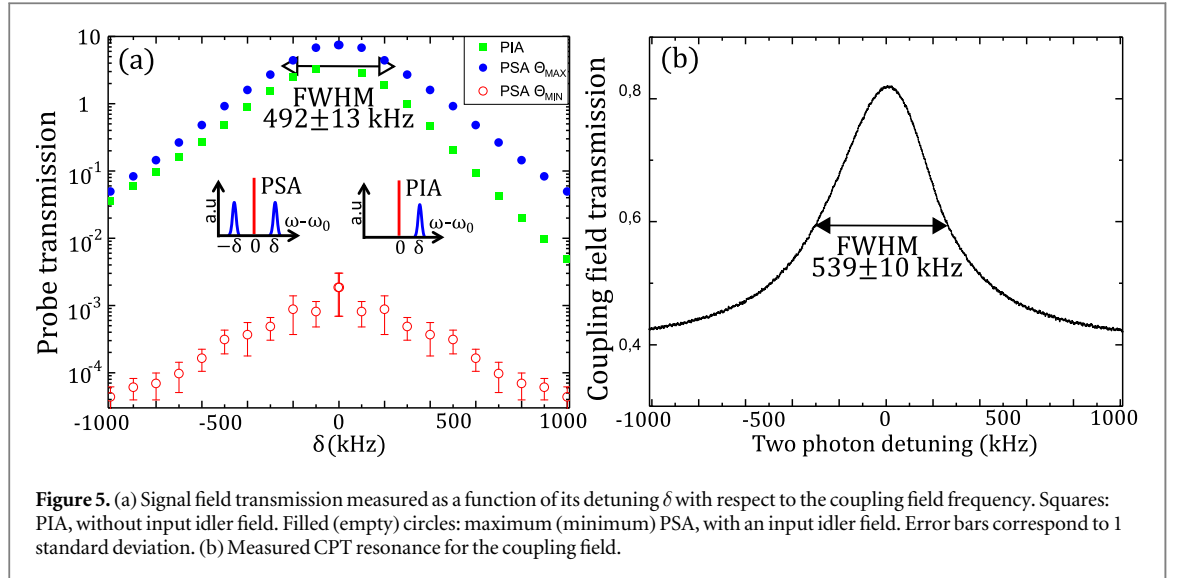
where $\tan \alpha = \sqrt{2\eta c}/|\Omega_c|$. It is then shown to propagate as follows:

$$\left(\partial_z + \frac{i\nu}{v_g(\alpha)}\right)\mathcal{P} = \frac{4i\eta}{3\Delta}(\mathcal{P} - \mathcal{P}^*), \quad (17)$$

The left-hand side is the usual DSP propagation equation at a group velocity $v_g(\alpha) = c \cos^2 \alpha$, and the right-hand side factor leads to the FWM process parametric gain. Indeed, the DSP propagation is described by the same symplectic matrix as the probe field (see appendix A).

To experimentally test our interpretation of a CPT-enabled PSA process, we measured the probe minimum and maximum transmissions as functions of the detuning δ (see figure 5(a)). We compared the phase insensitive amplification (PIA) configuration, where the $+\delta$ signal field is sent alone, with the PSA configuration. In the former case, FWM spontaneously generate an idler field, leading to a phase insensitive gain of less than 3. In the latter case, PSA is observed with maximum gains up to 9 dB.

The coupling field CPT transmission bandwidth can be measured (figure 5(b)) by applying a tunable magnetic field along the propagation axis in the absence of a probe field: the ground levels are then Zeeman shifted, inducing a two-photon detuning, which cancels CPT. The full width at half maximum (FWHM) of the



PSA and CPT profiles are comparable, stressing the fact that the coupling field power controls the bandwidth of both processes. One can notice that the CPT resonance does not reach full transparency at $\delta = 0$: this is due to the large room-temperature D_2 transition linewidth W leading to a residual absorption of $12 \pm 4\%$. These losses also explain that we experimentally have $G_{\text{MAX}} G_{\text{MIN}} < 1$.

5. Conclusion

In this article, we have shown that the very efficient PSA process that we previously observed in a hot vapor of helium at room temperature [18] is actually enabled by CPT. This process was demonstrated to provide a strong parametric gain as large as 9 dB for much lower optical depths (green ~ 4.5) than in usual alkali vapor setups [14, 15, 17]. Contrary to these previous works, we have a closed Λ -system which allows to fully exploit the nonlinearity enabled by CPT. Moreover, we derived a full analytical model to extract the transfer matrix of the probe. It well describes the experimental data and reveals an unusual scaling of the gain. Finally, an original physical picture of this effect could be derived using superpositions of atomic states.

The full transparency of the resonant D_1 transition allows for efficient FWM involving the detuned D_2 transition. Such a CPT-enabled PSA process should be associated to highly squeezed states generation, which will be addressed in a future work. Moreover, the propagation features of the DSP suggest the possibility to store and generate on-demand two-mode squeezed states of light, with the same atoms used recently to demonstrate coherent population oscillation based storage [25]. Although this process is demonstrated in helium 4, our calculations and the advances on artificial atoms technologies make it possible to imagine systems designed to optimize it.

Acknowledgments

The authors acknowledge funding by Indo-French CEFIPRA agency, Labex PALM (Grant No. ANR-10-LABX-0039-PALM), Région IdF DIM Nano-K, and IUF.

Appendix A. Propagation equation of the signal

The analytical treatment developed in the main text (equations (3) and (4)) is based on the Maxwell–Bloch equations. The approximation framework is the following:

- The strongest nonlinear processes involving the D_2 transition are isolated using a perturbative development to the first order in $\mathcal{O}\left(\frac{\zeta, \Gamma}{\Delta}\right)$.
- We assume $|\Omega_p| \ll |\Omega_c|$, which legitimates a perturbative expansion at first order in Ω_p/Ω_c .
- We assume $\nu \ll \zeta \ll \Gamma \ll \Delta$.

In that regime, using a formal computation software, we derive the following propagation equation for the probe field (equation (12) of the main text):

$$\left(\partial_z + i \frac{\nu}{c} \left\{ 1 + \frac{2\eta c}{|\Omega_c|^2} \frac{1}{1 - i\nu/\zeta} \right\} \right) \Omega_p = \frac{4i\eta}{3\Delta\Omega_c^*} \frac{2\Omega_p\Omega_c^* - \Omega_p^*\Omega_c}{\left(1 - i\frac{\nu}{\zeta}\right)^2}. \quad (\text{A.1})$$

And using equation (5), it is possible to show that

$$\Omega_c(z) = \Omega_c(0) \exp\left[\frac{4i\eta}{3\Delta} z\right].$$

In order to solve equation (A.1), it is convenient to get rid of this z -dependent phase shift of the coupling field by introducing the new variable $\Omega'_p(\nu, z) = \Omega_p(\nu, z) \exp\left[-\frac{4i\eta}{3\Delta} z\right]$. At first order in ν , we obtain:

$$\left(\partial_z + i \frac{\nu}{c} \left\{ 1 + \frac{2\eta c}{|\Omega_c|^2} \right\} \right) \Omega'_p = \frac{4i\eta}{3\Delta} (\Omega'_p - \Omega'^*_p). \quad (\text{A.2})$$

The quantity $v_g(\alpha) = c \times \cos^2 \alpha = c / \left(1 + \frac{2c\eta}{|\Omega_c|^2}\right)$ is the usual group velocity of a light field in CPT (or EIT) conditions. Solving equation (A.2) by considering the real and imaginary parts of Ω'_p independently, one finally finds

$$\Omega'_p(L, \nu) = e^{-\frac{i\nu L}{v_g}} [(1 + i\mu)\Omega'_p(0, \nu) - i\mu\Omega'^*_p(0, \nu)].$$

Then, going back to Ω_p , one finally finds the transfer matrix in equation (7), with the additional information that the propagation is at group velocity v_g .

Appendix B. Propagation equation of the DSP

Because EIT is occurring between the dark and bright states of the system, one can then define the DSP by

$$\mathcal{P} = \cos \alpha \Omega'_p - i\sqrt{2\eta c} \sin \alpha \rho_{+g-g}.$$

Note that the above expression differs from the usual one [24] by the $+i$ factor, which merely comes from the probe polarization decomposition.

In the same approximation framework as above, the coherence between the dark and bright states writes

$$\rho_{+g-g} = -2i\Omega'_p/|\Omega_c|,$$

so that $\mathcal{P} \times \cos \alpha = \Omega'_p$. Using the latter relation to express equation (A.2) in terms of \mathcal{P} and \mathcal{P}^* , we get the following DSP propagation equation

$$\left(\partial_z + i \frac{\nu z}{v_g(\alpha)} \right) \mathcal{P} = \frac{4i\eta}{3\Delta} (\mathcal{P} - \mathcal{P}^*).$$

This equation and its complex conjugate can be solved so that we obtain \mathcal{P} and \mathcal{P}^* at $z = L$:

$$\begin{pmatrix} \mathcal{P}(L, \nu) \\ \mathcal{P}^*(L, \nu) \end{pmatrix} = e^{-i\frac{\nu L}{v_g(\alpha)}} \begin{pmatrix} (1 + i\mu)e^{i\mu} & -i\mu e^{i\mu} \\ +i\mu e^{-i\mu} & (1 - i\mu)e^{-i\mu} \end{pmatrix} \cdot \begin{pmatrix} \mathcal{P}(0, \nu) \\ \mathcal{P}^*(0, \nu) \end{pmatrix}. \quad (\text{B.1})$$

This equation coincides with equation (7) up to an exponential factor due to the dispersive propagation of the DSP with the finite group velocity v_g .

References

- [1] McKenzie K, Shaddock D A, McClelland D E, Buchler B C and Lam P K 2002 *Phys. Rev. Lett.* **88** 231102
- [2] Sokolov I and Kolobov M 2004 *Opt. Lett.* **29** 703
- [3] Lundstrom C, Tong Z, Karlsson M and Andrekson P A 2011 *Opt. Lett.* **36** 4356
- [4] Levenson J A, Abram I, Rivera T and Grangier P 1993 *J. Opt. Soc. Am. B* **10** 2233
- [5] Tong Z, Lundstrom C, Andrekson P A, Karlsson M and Bogris A 2012 *IEEE J. Sel. Top. Quantum Electron.* **18** 1016
- [6] Walls D F 1983 *Nature* **306** 141–6
- [7] Agarwal G S 2013 *Quantum Optics* (Cambridge: Cambridge University Press)
- [8] Vahlbruch H, Mehmet M, Danzmann K and Schnabel R 2016 *Phys. Rev. Lett.* **117** 110801
- [9] Corzo N V, Marino A M, Jones K M and Lett P D 2012 *Phys. Rev. Lett.* **109** 043602
- [10] Fang Y and Jing J 2015 *New J. Phys.* **17** 023027
- [11] Fang Y, Feng J, Cao L, Wang Y and Jing J 2016 *Appl. Phys. Lett.* **108** 131106
- [12] Harris S E, Field J E and Imamoglu A 1990 *Phys. Rev. Lett.* **64** 1107
- [13] Dantan A, Pinaud M and Berman P R 2003 *Eur. Phys. J. D* **27** 193–9
- [14] Wang S, Ducreay D G, Pina R, Yan M and Zhu Y 2000 *Phys. Rev. A* **61** 033805

- [15] Lü B, Burkett W H and Xiao M 1998 *Opt. Lett.* **23** 804–6
- [16] Hemmer P R, Katz D P, Donoghue J, Cronin-Golomb M, Shahriar M S and Kumar P 1995 *Opt. Lett.* **20** 982–4
- [17] Wang D, Liu C, Xiao C, Zhang J, Alotaibi H M M, Sanders B C, Wang L-G and Zhu S 2017 *Sci. Rep.* **7** 5796
- [18] Lugani J, Banerjee C, Maynard M-A, Neveu P, Xie W, Gosh R, Bretenaker F and Goldfarb F 2016 *Opt. Lett.* **41** 4731–4
- [19] Ferrini G, Fsaïfes I, Labidi T, Goldfarb F, Treps N and Bretenaker F 2014 *J. Opt. Soc. Am. B* **31** 1627–41
- [20] Figueroa E, Vewinger F, Appel J and Lvovsky A I 2006 *Opt. Lett.* **31** 2625–7
- [21] Goldfarb F, Ghosh J, David M, Ruggiero J, Chanelière T, Le Gouët J-L, Gilles H, Ghosh R and Bretenaker F 2008 *Europhys. Lett.* **82** 54002
- [22] Lauprêtre T, Ruggiero J, Ghosh R, Bretenaker F and Goldfarb F 2009 *Opt. Express* **17** 19444
- [23] Fleischhauer M, Imamoglu A and Marangos J P 2005 *Rev. Mod. Phys.* **77** 633
- [24] Fleischhauer M and Lukin M D 2000 *Phys. Rev. Lett.* **84** 5094
- [25] Neveu P, Maynard M-A, Bouchez R, Lugani J, Ghosh R, Bretenaker F, Goldfarb F and Brion E 2017 *Phys. Rev. Lett.* **118** 073605