

## And then there was light: looking for the first stars in the Universe

📅 4 September, 2019

📄 Media releases

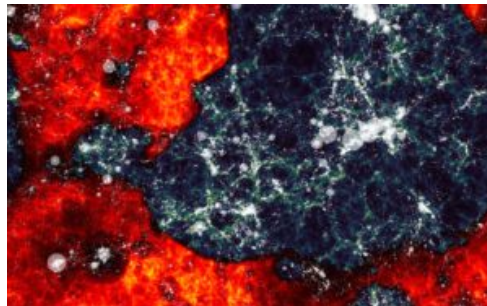
Researchers hunt for a 12-billion-year-old signal that marks the end of the post Big Bang “dark age”.

Astronomers are closing in on a signal that has been travelling across the Universe for 12 billion years, bringing them nearer to understanding the life and death of the very earliest stars.

In a paper on the preprint site *arXiv* and soon to be published in the *Astrophysical Journal*, a team led by Dr Nichole Barry from Australia’s University of Melbourne and the ARC Centre of Excellence for All Sky Astrophysics in 3 Dimensions (ASTRO 3D) reports a 10-fold improvement on data gathered by the Murchison Widefield Array (MWA) – a collection of 4096 dipole antennas set in the remote hinterland of Western Australia.

The MWA, which started operating in 2013, was built specifically to detect electromagnetic radiation emitted by neutral hydrogen – a gas that comprised most of the infant Universe in the period when the soup of disconnected protons and neutrons spawned by the Big Bang started to cool down.

Eventually these hydrogen atoms began to clump together to form stars – the very first ones to exist – initiating a major phase in the evolution of the Universe, known as the Epoch of Reionisation, or EoR.



In this image of the Epoch of Reionisation, neutral hydrogen, in red, is gradually ionized by the first stars, shown in white. Credit: Paul Geil and Simon Mutch

“Defining the evolution of the EoR is extremely important for our understanding of astrophysics and cosmology,” explains Dr Barry.

“So far, though, no one has been able to observe it. These results take us a lot closer to that goal.”

The neutral hydrogen that dominated space and time before and in the early period of the EoR radiated at a wavelength of approximately 21 centimetres. Stretched now to somewhere above two metres because of the expansion of the Universe, the signal persists – and detecting it remains the theoretical best way to probe conditions in the early days of the Cosmos.

However, doing so is fiendishly difficult.

“The signal that we’re looking for is more than 12 billion years old,” explains ASTRO 3D member and co-author Associate Professor Cathryn Trott, from the International Centre for Radio Astronomy Research at Curtin University in Western Australia.

“It is exceptionally weak and there are a lot of other galaxies in between it and us. They get in the way and make it very difficult to extract the information we’re after.”

In other words, the signals recorded by the MWA – and other EoR-hunting devices such as the Hydrogen Epoch of Reionisation Array in South Africa and the Low Frequency Array in The Netherlands – are extremely messy.

Using 21 hours of raw data Dr Barry, co-lead author Mike Wilensky, from the University of Washington in the US, and colleagues explored new techniques to refine analysis and exclude consistent sources of signal contamination, including ultra-faint interference generated by radio broadcasts on Earth.

The result was a level of precision that significantly reduced the range in which the EoR may have begun, pulling in constraints by almost an order of magnitude.

“We can’t really say that this paper gets us closer to precisely dating the start or finish of the EoR, but it does rule out some of the more extreme models,” says Professor Trott.

“That it happened very rapidly is now ruled out. That the conditions were very cold is now also ruled out.”

Dr Barry said the results represented not only a step forward in the global quest to explore the infant Universe, but also established a framework for further research.

“We have about 3000 hours of data from MWA,” she explains, “and for our purposes some of it is more useful than others. This approach will let us identify which bits are most promising, and analyse it better than we ever could before.”

The research was conducted by multiple ASTRO 3D researchers based at the University of Melbourne, Curtin University, the CSIRO’s Astronomy and Space Science division in Epping, NSW, and the University of Washington.

They worked in collaboration with scientists from Arizona State University, Brown University and MIT in the USA, Kumamoto University in Japan and Raman Research Institute in India.

The paper is available here: <https://arxiv.org/abs/1909.00561>

#### **Contacts:**

##### **Andrew Masterson (Media Contact, Science in Public)**

Ph: +61 488 777 179                      E: [andrew@scienceinpublic.com.au](mailto:andrew@scienceinpublic.com.au)

##### **Ingrid McCarthy (Media Contact, ASTRO 3D)**

Ph: +61 261 258 022                      E: [ingrid.mccarthy@anu.edu.au](mailto:ingrid.mccarthy@anu.edu.au)

#### **More Information:**

##### **More about ASTRO 3D**

ASTRO 3D is a seven-year \$40 million Centre of Excellence project funded by the Australian Government through the Australian Research Council. The Centre began in June 2017 and will end in June 2024. It hosts around 200 investigators and professional staff, mostly based at six nodes: the Australian National University, Curtin University, Swinburne University of Technology, University of Melbourne, University of Sydney, and University of Western Australia.

<https://astro3d.org.au/>

##### **More about the MWA**

The Murchison Widefield Array (MWA) is a low-frequency radio telescope, located at the CSIRO Murchison Radio-astronomy Observatory (MRO) in Western Australia. The telescope is operated by Curtin University on behalf of an international collaboration of 21 research organisations spanning Australia, New Zealand, Japan, China, Canada and the United States. More details are available at [www.mwatelescope.org](http://www.mwatelescope.org). Images available here:

<http://www.mwatelescope.org/multimedia/images>

## Multimedia:

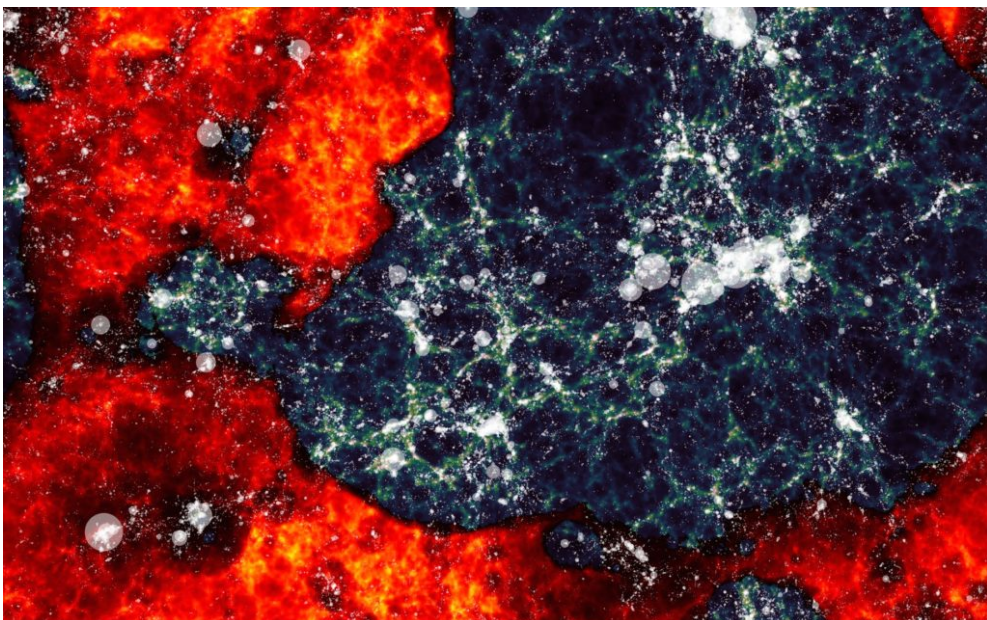
### Video

0:00 / 0:38


In this simulation of the Epoch of Reionisation, neutral hydrogen, in red, is gradually ionised by the first stars, shown in white. The video was made by the University of Melbourne's Dark-ages Reionisation And Galaxy Observables from Numerical Simulations (DRAGONS) programme.

Credit: Paul Geil and Simon Mutch

### Photograph



In this image of the Epoch of Reionisation, neutral hydrogen, in red, is gradually ionized by the first stars, shown in white. The image was made by the University of Melbourne's Dark-ages Reionisation And Galaxy Observables from Numerical Simulations (DRAGONS) programme. Credit: Paul Geil and Simon Mutch



Dr Nichole Barry at The Murchison Widefield Array (MWA). Credit: Ruby Byrne

**Paper title:**

*Improving the EoR Power Spectrum Results from MWA Season 1 Observations*

**Authors and affiliations:**

- N. Barry,1,2
- M. Wilensky,3
- C. M. Trott,4,2
- B. Pindor,1,2
- A. P. Beardsley,5
- B. J. Hazelton,3,6
- I. S. Sullivan,7
- M. F. Morales,3
- J. C. Pober,8
- J. Line,4,2
- B. Greig,1,2
- R. Byrne,3
- A. Lanman,8
- W. Li,8
- C. H. Jordan,4,2
- R. C. Joseph,4,2
- B. McKinley,4,2
- M. Rahimi,1,2

- S. Yoshiura,9
- J. D. Bowman,5
- B. M. Gaensler,10
- J. N. Hewitt,11
- D. C. Jacobs,5
- D. A. Mitchell,12,2
- N. Udaya Shankar,13
- S. K. Sethi,13
- R. Subrahmanyan,13,2
- S. J. Tingay,4,2
- R. L. Webster,1,2
- J. S. B. Wyithe1,2

1. The University of Melbourne, School of Physics, Parkville, VIC 3010, Australia
2. ARC Centre of Excellence for All Sky Astrophysics in 3 Dimensions (ASTRO 3D)
3. University of Washington, Department of Physics, Seattle, WA 98195, USA
4. International Centre for Radio Astronomy Research, Curtin University, Perth, WA 6845, Australia
5. Arizona State University, School of Earth and Space Exploration, Tempe, AZ 85287, USA
6. University of Washington, eScience Institute, Seattle, WA 98195, USA
7. University of Washington, Department of Astronomy, Seattle, WA 98195, USA
8. Brown University, Department of Physics, Providence, RI 02912, USA
9. Faculty of Science, Kumamoto University, 2-39-1 Kurokami, Kumamoto 860-8555, Japan
10. Dunlap Institute for Astronomy and Astrophysics, University of Toronto, ON M5S 3H4, Canada
11. MIT Kavli Institute for Astrophysics and Space Research, Cambridge, MA 02139, USA
12. CSIRO Astronomy and Space Science (CASS), PO Box 76, Epping, NSW 1710, Australia
13. Raman Research Institute, Bangalore 560080, Indi

[Tweet](#)

---

← [Blue Carbon Horizons team wins Eureka Prize for Environmental Research](#)

[This week at Science in Public](#) →